



# 2024 Sustainability Metrics Report





# About This Report

## A Data Update

The 2024 Wabtec Sustainability Metrics Report presents a summary of our environmental, social, and governance (ESG) information, including performance toward our targets in addition to specific qualitative and quantitative data consistent with the framework outlined by the Sustainability Accounting Standards Board (SASB). The metrics in the report span the fiscal year ending December 31, 2023, unless otherwise noted.

When we use the terms “Wabtec,” “Company,” “we,” “us,” or “our” in this report, we mean Wabtec Corporation and its subsidiaries, on a consolidated basis, unless otherwise stated or implied through the context.

## Our Sustainability Reports

We encourage readers to explore more detailed descriptions of our ESG-related policies and programs, as well as corporate governance, in Wabtec's full sustainability report published in November 2023. A table of relevant ESG policies and programs, each

linked to the 2023 Sustainability Report or elsewhere on WabtecCorp.com, is provided in the appendix on page 17 for reference.

In early 2024, Wabtec published a Climate Report, which details our strategy for addressing climate-related impacts relevant to our business. This report is aligned with the recommendations of the Task Force on Climate-related Financial Disclosures (TCFD), now covered by the International Financial Reporting Standards (IFRS) Foundation.

Wabtec's Climate Report also includes new commitments on the capability of our products to help our clients meet their climate goals. Progress on these new commitments is highlighted on page 6 of this report.

As a member of the United Nations Global Compact (UNGC), we publish an annual Communication on Progress, detailing how our strategies and operations are aligned with the Ten Principles of the UNGC, covering human rights, labor, environment, and anti-corruption. We also recently submitted our annual response to CDP's climate change questionnaire.

Table of Contents	
2023 Highlights	3
Sustainability Strategy	4
Our Accomplishments	5
ESG Data Tables	9
SASB Index	14
Appendix - ESG Policy & Program Reference	17



**United Nations**  
Global Compact



### Contact Us

Wabtec welcomes feedback and enquiries from our stakeholders at [sustainability@wabtec.com](mailto:sustainability@wabtec.com).



### Additional Information

- [2023 Sustainability Report](#)
- [Climate Report](#)
- [2024 Proxy Statement](#)
- [2023 Annual Report](#)
- [Wabtec Corporation Website](#)



# 2023 Highlights



## \$9.68B

2023 Revenues  
15.7% year-over-year increase



## 50+

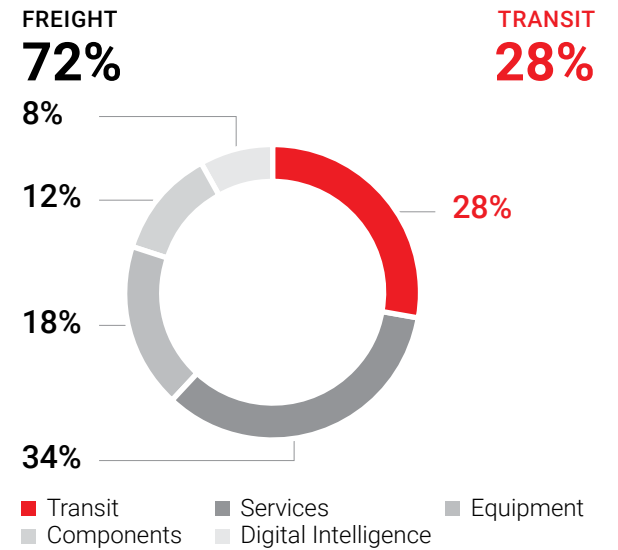
countries with  
Wabtec operations



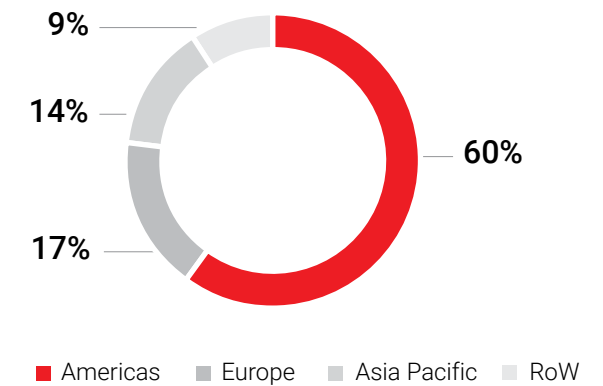
## 29k

employees

### SALES BY PRODUCT LINE



### BROAD SCALE IN GLOBAL MARKETS





# Sustainability Strategy

Unlock our customers' potential by delivering innovative and lasting transportation solutions.



## Our Sustainability Vision

Wabtec is committed to creating sustainable value through innovative rail technologies and responsible business practices, benefiting all Wabtec stakeholders and the planet.



## Our Sustainability Principles



### Innovating with Purpose

We are committed to developing responsible and sustainable products that minimize our impact on the planet.



### Driving Responsible Operations

We are committed to providing safe work environments and products that enable productive and efficient use of resources.



### Empowering People and Communities

We are committed to driving an inclusive culture grounded in integrity, committed to the development of, and investment in, the communities where our teams live and work.

## United Nations Sustainable Development Goals

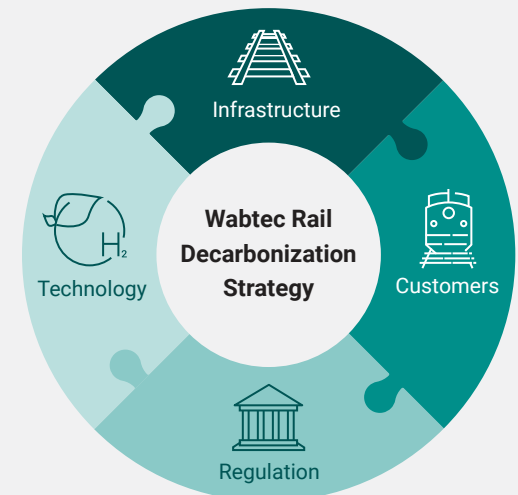


## Rail Decarbonization

At Wabtec, we recognize the importance of climate action and realize that we have the most influence on climate change through our innovative products. A modal shift to rail will enable a significant reduction in global greenhouse gas (GHG) emissions and Wabtec's products and technologies can further accelerate decarbonization. Earlier this year, we announced new interim commitments for Scope 3 emissions focused on our products. These commitments demonstrate how we plan to continue to create sustainable value for our stakeholders and shareholders. Additional information can be found in the [Wabtec Climate Report](#).

Decarbonizing rail, and specifically non-electrified tracks, requires a systematic approach and alignment between a large number of stakeholders. The development of technology is one important piece of this rail decarbonization puzzle. Success also requires the supporting infrastructure and supply chains, the adaptation of operating models, the approval of regulatory agencies, and the implementation of underlying policies that promote these various factors. Commercial adoption requires that all these elements come together.

We continue to advocate for policies that contribute to the decarbonization of rail and develop partnerships to address policy issues to complement our role as a technology company.





# Our Accomplishments



## Innovating with Purpose

We are leading the development of alternative propulsion technologies like FLXdrive™, the **first heavy-haul 100% battery electric** locomotive. Wabtec is supporting the decarbonization efforts of mining operators in the Pilbara region of Western Australia. In October 2023, we unveiled the first commercial FLXdrive with our launch customer Roy Hill. The locomotive is projected to enter service in 2025.

Wabtec's **Trip Optimizer™**, smart cruise control system, surpassed 1 billion miles since launched, significantly reducing the rail industry's fuel consumption and emissions – 752 million gallons of fuel were saved, which equates to **7.7 million tons** of greenhouse gas (GHG) emissions reductions. Read the details [here](#). In addition to GHG emissions, our products also reduce other air pollutants, such as particulate matter (PM) and nitrogen oxides (NOx), with the aim of improving local air quality and supporting a more sustainable future for communities. At Wabtec, our vision is to revolutionize the way the world moves for future generations.

Our innovative products, along with the development of alternative fuel technologies, including biodiesel, renewable diesel, and hydrogen, can give our customers the ability to reduce their Scope 1 and 2 emissions. Scope 3 GHG emissions from use of Wabtec's products represent one area where we can have a critical impact on rail decarbonization. Refer to the next page for the details of our new Scope 3 targets.

At the forefront of sustainable innovation in the transit rail industry, our critical products – including brakes, doors, air conditioning, couplers, and passenger information systems – help generate significant savings for our customers, while pushing transit systems toward a more sustainable future. Our **Green Air** HVAC system uses R290 refrigerant, presenting significantly lower emissions potential compared to R-134a, which is most often used. R290 has a global warming potential (GWP) of **less than one**, compared to R-134a, which has a GWP of 1,300.

Our **Green Friction** product portfolio was developed in partnership with Île-de-France Mobilités and Régie Autonome des Transports Parisiens, which operates the Paris metro and the suburban lines, to improve air quality. Green Friction reduces the amount of fine particulate emissions generated from braking **by up to 90%**, an impact independently verified by researchers at the University of Naples.



In December 2023, Wabtec held its fourth Alternative Energy Conference, with over 100 participants. The gathering brought together Wabtec employees, key vendors, and customers, including all of the Class I railroads. To assist Wabtec's customers as they begin ramping up to use biofuels to meet their 2030 GHG reduction goals in alignment with the Science Based Targets initiatives (SBTi), the conference was focused on the biofuel test update and discussed test results covering fuel efficiency, emissions, performance, and altitude testing. Additional topics included updates on our progress with battery electric locomotives and hydrogen technologies advancements, as well as insights on biomass-based fuels and renewable diesel production, which was presented by industry experts.




These partnerships are important to Wabtec, to ensure that we develop technology with our customers' needs in mind. As such, we regularly work with them to design, test, and demonstrate our innovative future products and technologies.






## Progress Towards Our New Climate Commitments

In 2023, Wabtec disclosed its Scope 3 emissions and committed to establish interim Scope 3 targets in those categories most relevant to Wabtec. Our Climate Report announced new product capability targets<sup>1</sup> that are aligned with our strategy to reduce the GHG impact of rail transport.


### 1 Freight locomotives with 100% biofuel (B20/R80) capability<sup>2</sup> will be available with the following milestones:

 <b>2026</b>	 <b>2027</b>	 <b>2030</b>
<p><b>New and modernized high-HP<sup>3</sup> freight locomotives capable of 100% biofuel (B20/R80) in North America</b></p>	<p><b>Low-HP modernizations to provide capability for 100% biofuel (B20/R80)</b></p>	<p><b>New and modernized freight locomotives with 100% biofuel (B20/R80) capability globally</b></p>
<p><b>PROGRESS</b></p>	<p><b>PROGRESS</b></p>	<p><b>PROGRESS</b></p>
<p>Completed first phase of field tests and analysis on 100% biofuel blends for Wabtec high-HP engines.</p>	<p>Impact analysis of 100% biofuel on low-HP engines is ongoing.</p>	<p>Preparing second phase field test to gather further understanding of impact of biofuels globally.</p>

### 2 Wabtec will promote and demonstrate the viability of low- and zero-carbon fuels through:

		
<p><b>Partnering with research institutions to complete demonstration of hydrogen combustion technologies by 2026</b></p>	<p><b>Achieving a hydrogen-powered locomotive demonstration reducing carbon emissions by 2030</b></p>	<p><b>Collaborating with industry leaders to develop new technologies</b></p>
<p><b>PROGRESS</b></p>	<p><b>PROGRESS</b></p>	<p><b>PROGRESS</b></p>
<p>Awarded and kicked-off Cooperative Research and Development Agreement (CRADA) with Oak Ridge National Laboratory and Argonne National Laboratory to study combustion technology at a single cylinder level.</p>	<p>Awarded and kicked-off CRADA with Sandia National Laboratory to advance research in hydrogen safety in rail.</p>	<p>Started testing of port-injected hydrogen multi-cylinder test at Southwest Research Institute.</p>

### 3 Wabtec will advance battery electric locomotive technology and promote industry adoption through continued improvements in technology and cost:

	<p><b>PROGRESS</b></p>
<p>Delivered first battery-hybrid operated worker locomotives for New York City Transit. In process of testing first 7 MWh battery locomotive for Australian customer, Roy Hill.</p>	

<sup>1</sup> The new product capability commitments, highlighted above, replace our Innovating with Purpose target related to increased net sales driven by Wabtec's eco-efficiency portfolio. Upon achieving our goal in 2022 to increase end-of-life material that is recycled, reused, or remanufactured by 40%, we retired this target as well.

<sup>2</sup> Locomotives and engines are considered biofuel capable when the materials are compatible with 100% biofuel blends. In North America, that capability extends to meeting emission requirements over the life of the engine for blends up to B20/R80, a mixture of 20% biodiesel and 80% renewable diesel.

<sup>3</sup> High horsepower engines are those with an output of over 4,000 HP.



## Driving Responsible Operations

We have aligned our operational framework with the Paris Agreement and its science-based goal of limiting the Earth's temperature increase to less than 1.5 degrees Celsius. Demonstrating our commitment to continuous improvement along our sustainability journey, Wabtec's 2023 Scope 1 and 2 emissions were 3.1% lower than 2022, despite an approximately 16% increase in sales. Overall, we have achieved a **38% absolute emissions reduction from the 2019 baseline**.

Around the world, our teams have launched 26 successful projects to install solar panels on our sites — from Mexico to Australia — in just four years. Wabtec Netherlands has even achieved an impressive **more than 90% self-production rate**.

Wabtec teams played a pivotal role in leading the installation of solar panels at multiple sites. Through their dedication, we **avoided 2,400** metric tons of carbon dioxide equivalents (tCO<sub>2</sub>e) in 2023, resulting in a 131% increase in the use of zero-carbon solar energy compared to 2022. Our commitment to be more efficient and responsible is reflected in the extensive work we do to reduce our environmental footprint and improve safety.

In 2023, Union Pacific honored Wabtec with their first-ever Sustainability Partner Award. The award honors Union Pacific business partners who have demonstrated both leadership and progress toward achieving sustainability goals. Read the details [here](#).



### SOLAR ENERGY HIGHLIGHTS

Across Wabtec, **our teams' operations** are increasingly powered by solar energy, with solar photovoltaic installations operational in Australia, China, Germany, India, Italy, Mexico, Netherlands, Poland, Spain, and Sweden.

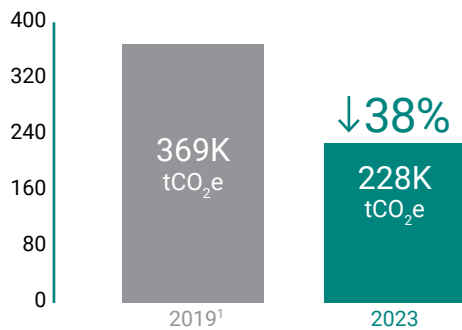
**90%+**  
Ede, Netherlands

**60%**  
Piosasco, Italy

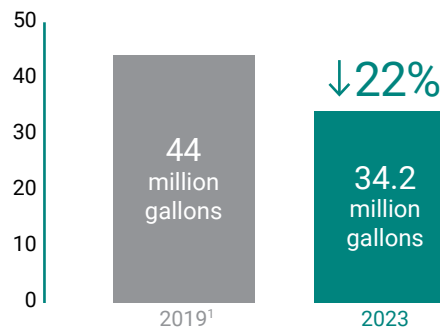
**55%**  
Schüttorf, Germany

**25%**  
Marhowra, India

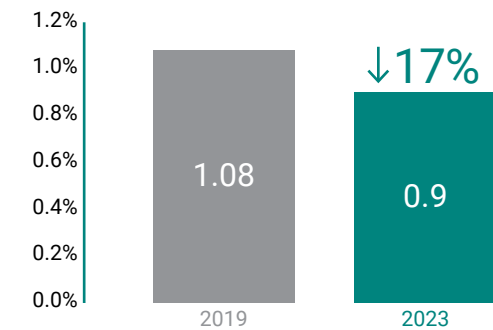
## Progress to Reduce Our Environmental Footprint and Improve Safety



Our Scope 1 and 2 emissions



Our water consumption in areas of water scarcity<sup>2</sup>



Our total recordable injury and illness rate<sup>3</sup>

<sup>1</sup> The baseline year has been updated to align with our current Company portfolio.

<sup>2</sup> Approximately 20 of Wabtec's current manufacturing facilities are located in areas with greater than 80% water scarcity, as defined by the World Resource Institute.

<sup>3</sup> The workplace injury and illness rate is calculated for every 200,000 hours worked by all employees and contingent/temporary workers.



# Empowering People and Communities

Penn State has named Wabtec as its 2023 Corporate Partner of the Year. The annual award celebrates corporate partners that have excellent track records of philanthropy and research and actively engage Penn State students and alumni in the workplace and the classroom. Further information can be viewed [here](#).



Wabtec announced on December 4, 2023, that it received a score of 100 on the Human Rights Campaign Foundation's 2023-2024 Corporate Equality Index, the nation's foremost benchmarking survey and report measuring corporate policies and practices related to LGBTQ+ workplace equality. Read the details [here](#).



Wabtec at the 2023 Annual National Conference for Women in Engineering



Wabtec Italy and Wabtec Iberica were recognized with Top Employer certifications. The Top Employers Institute is a global organization that provides an in-depth certification framework enabling companies to assess and improve the workplace environment. The recognition reaffirms Wabtec's dedication to employee well-being, professional development, and overall job satisfaction. It also underscores the sites' sustained effort to foster a positive workplace culture, promote diversity and inclusion, and provide growth opportunities.

27%



People of Color in the U.S. Workforce

23%



People of Color in the U.S. Salaried Workforce

18%



Females in the Global Workforce

21%



Females in the Global Salaried Workforce

One of our core values is **People First**. Wabtec's employees are a core strength of our global operations, and we continuously support our valuable workforce through training, engagement, etc. Refer to page 47 of our 2023 Sustainability Report for the details of our workforce training and development program.





# Environment, Social, and Governance (ESG) Data Tables

Data	Measurement	Performance
<b>Environment</b>		
Percent of annual organic investment in research and development (R&D), including low-carbon products or services	Percentage (%)	6-7%
Total operational GHG emissions (Scope 1 and Scope 2)	Metric tons of CO <sub>2</sub> e	228,037
Direct GHG emissions (Scope 1)	Metric tons of CO <sub>2</sub> e	131,344
Indirect GHG emissions (Scope 2) <sup>1</sup>	Metric tons of CO <sub>2</sub> e	96,693
Other indirect GHG emissions (Scope 3)	Metric tons of CO <sub>2</sub> e	52,664,991
Category 11: Use of Sold Products	Metric tons of CO <sub>2</sub> e	51,188,271
Other Categories	Metric tons of CO <sub>2</sub> e	1,476,720
Has the GHG inventory been verified by a third-party assurer?	Qualitative description	Yes <sup>2</sup>
Total direct and indirect energy consumed within the organization	Megawatt-hour (MWh)	1,028,606
Total renewable energy consumed	Megawatt-hour (MWh)	11,105
Total non-renewable energy consumed	Megawatt-hour (MWh)	1,017,501
Total direct energy consumed	Megawatt-hour (MWh)	648,478
Diesel	Megawatt-hour (MWh)	143,658
Biofuel	Megawatt-hour (MWh)	0.33
Natural gas	Megawatt-hour (MWh)	479,493
Other fuels (gasoline, kerosene, propane, etc.)	Megawatt-hour (MWh)	25,326
Total indirect energy consumed	Megawatt-hour (MWh)	380,128
Purchased electricity	Megawatt-hour (MWh)	375,846
Purchased zero-carbon electricity	Megawatt-hour (MWh)	120,406
Purchased renewable electricity	Megawatt-hour (MWh)	6,822
Self-generated renewable electricity (i.e., on-site solar panels/photovoltaics)	Megawatt-hour (MWh)	4,282
Water consumption from high water stress areas <sup>3</sup>	Million gallons	34.2

<sup>1</sup> Market-based Scope 2 emissions.

<sup>2</sup> The Wabtec GHG Inventory follows the GHG Protocol and has undergone third-party verification by Bureau Veritas. Bureau Veritas performed this limited assurance engagement in accordance with the International Standard on Assurance Engagements (ISAE) 3000 Revised Edition. View the [assurance statement](#).

<sup>3</sup> The water data has undergone third-party verification by Bureau Veritas. View the [assurance statement](#).



Data	Measurement	Performance
<b>Social</b>		
Number of global employees	Number	29,000
Percentage of employees outside the United States	Percentage (%)	59%
Percentage of employees in the United States	Percentage (%)	41%
American Indian or Alaska Native	Percentage (%)	0.87%
Asian	Percentage (%)	5.6%
Black or African American	Percentage (%)	9.6%
Hispanic or Latino	Percentage (%)	8.8%
Native Hawaiian or Other Pacific Islander	Percentage (%)	0.2%
No self-disclosure	Percentage (%)	0.6%
Two or more races	Percentage (%)	1.4%
White	Percentage (%)	72%
Unionized U.S. workforce	Percentage (%)	16%
Non-unionized U.S. workforce	Percentage (%)	84%
Percentage of people of color in the U.S. workforce	Percentage (%)	27%
Percentage of people of color in the U.S. salaried workforce	Percentage (%)	23%
Percentage of females in the global workforce	Percentage (%)	18%
Percentage of females in the global salaried workforce	Percentage (%)	21%
Number of new employees within the reporting year	Number	5,475
Percent of total employee turnover rate	Percentage (%)	18%
Percent of voluntary employee turnover rate	Percentage (%)	10.5%
Number of employees completed online educational courses for retraining and/or upskilling purposes (e.g., LinkedIn Learning)	Number	5,300
Number of Employee Resource Group (ERG) participants <sup>1</sup>	Number	2,800



Data	Measurement	Performance
<b>Social</b>		
Number of operating sites externally certified with ISO 14001, ISO 45001, and/or OSHA 18001	Number	41
Total workplace injury and illness rate <sup>2</sup>	Rate	0.9
Percentage of reported Environmental, Health, and Safety (EHS) concerns addressed within the reporting year	Percentage (%)	90%
Percentage of reported near misses addressed within the reporting year	Percentage (%)	85%
Percentage of freight equipment suppliers who are diverse <sup>3</sup> (both direct and indirect)	Percentage (%)	7%
During the reporting year, has the Company identified suppliers where the risk related to human rights, labor, environmental and/or anti-corruption may be particularly severe?	Qualitative description	No
Investment in local communities		
2023 Bids for Kids	Amount (USD)	\$230,000
United Way	Amount (USD)	\$500,000
Wabtec Foundation Caring For Our Communities grants	Amount (USD)	\$650,000
Enabling Education and Accelerating Careers	Qualitative description	Over the past years, Wabtec has initiated various projects focused on education and skill development for children, youth, and women in India. Recognizing the significant need for improvement in the physical infrastructure of government schools, Wabtec has provided support to make these schools attractive, safe, and well-equipped with necessary amenities. Wabtec's efforts have reached more than 60 schools across nine states in India, enhancing their infrastructure with mini science centers, computer labs, digital classrooms, rainwater storage and harvesting facilities, and functioning toilets. In addition to upgrading infrastructure of schools, the Company is providing scholarships to students aspiring to pursue careers in engineering. To date, 890 students from 25 states have received four-year scholarships to complete their engineering education. Wabtec also supports a special residential facility in Hosur, Tamil Nadu, which provides shelter and continuing education for 50 girls.



Data	Measurement	Performance
<b>Social</b>  Tiny Home Construction	Qualitative description	Community Shelter Services (CSS) started the Kiwanis Family Village, in Erie, PA, in the spring of 2023 with its first tiny home. Since then it has grown to six homes as of 2023, and four more will be added in 2024. The goal of the Kiwanis Village is to provide family-style temporary emergency housing units where nuclear families can remain together while utilizing the services provided by CSS in the Emergency Shelter. These families will have access to facilities for meals, as well as caseworker services and all normal programming at the shelter. Units contain a small bathroom, as well as a room for two bunk beds and a desk or table. The Wabtec team has put in hundreds of volunteer hours on this project, helping with the construction and finishing of the homes, since the start of the village. This is the latest project in the relationship between Wabtec and CSS, which started back in 2015, spanning six single- and multi-family home renovations, and thousands of volunteer hours.

- <sup>1</sup> For more information on our Employee Resource Groups, please refer to pages 50-52 of our full [Sustainability Report](#) published in 2023.
- <sup>2</sup> The workplace injury and illness rate is calculated for every 200,000 hours worked by all employees and contingent/temporary workers.
- <sup>3</sup> These suppliers include woman, LGBTQ+, and veteran-owned businesses and other dimensions of diversity.



Data	Measurement	Performance
<b>Governance</b>		
Corporate governance	Qualitative description	Our ESG governance framework starts with our Board of Directors, who oversee the execution of the Company's ESG strategy within their oversight of Wabtec's overall business, risks, and opportunities. The Board, under the leadership of the Governance and Sustainability Committee and its ESG Subcommittee, oversees our sustainability strategy and execution against our ESG goals; reviews climate-related risks and opportunities; oversees enterprise risk strategy and management systems; addresses Environmental, Health, and Safety (EHS) matters; and reviews public policy and advocacy efforts. In 2023, Wabtec elevated our commitment by creating a new role – Chief Strategy and Sustainability Officer, who manages the Company's overall strategic sustainable efforts.
Percentage of Board of Directors having tenures of less than five years	Percentage (%)	56%
Percentage of Board of Directors who are gender diverse	Percentage (%)	33%
Percentage of Board of Directors who are racially or ethnically diverse	Percentage (%)	22%
Percentage of Board of Directors over 50 years old	Percentage (%)	100%
Percentage of Board of Directors who have served in senior leadership roles and/or on the Boards of significantly sized publicly traded companies	Percentage (%)	89%
Percentage of Board of Directors who are independent <sup>1</sup>	Percentage (%)	89%
ISO 27001 achievement	Qualitative description	Wabtec Corporation has achieved the ISO 27001 certification covering the Company's headquarters in Pittsburgh and six European locations. ISO 27001 is the world's best-known standard for information security management systems (ISMS). The certification continues to demonstrate Wabtec's commitment to risk management, cyber-resilience, and operational excellence. The ISO 27001 certification is a milestone for the Company as it drives a digital transformation for the industries it serves.

<sup>1</sup> For a Director to be considered an Independent Director, the Board must annually determine that he or she has no material relationship with the Company (either directly or as a partner, shareholder, or officer of an organization that has such a relationship with the Company). The basis for the Company's determination of independence is based on the applicable New York Stock Exchange (the "NYSE") and SEC rules. For further information, please refer to our [2024 Proxy Statement](#).



# Sustainability Accounting Standards Board (SASB) Index

Designation: Industrial Machinery and Goods.

The SASB Standards, now a part of the International Financial Reporting Standards (IFRS) Foundation, is a set of standards that guides the disclosure of financially material and decision-useful sustainability information to investors. The table below maps Wabtec's disclosures to the Industrial Machinery and Goods (RT-IG) Sustainability Accounting Standards for calendar year 2023.

Accounting Metric	SASB Code	Measurement	Performance	Note
<b>Energy Management</b>				
Total energy consumed	RT-IG-130a.1	Gigajoules (GJ)	3,702,981 GJ	For more information on the topic, please refer to the section on Reducing Energy Use and Greenhouse Gas Emissions in our full <a href="#">Sustainability Report</a> published in 2023.
Percentage grid electricity	RT-IG-130a.1	Percentage (%)	37%	
Percentage renewable	RT-IG-130a.1	Percentage (%)	1%	
<b>Employee Health and Safety</b>				
Total recordable incident rate (TRIR)	RT-IG-320a.1	Rate	0.9	For more information on the topic, please refer to the section on Environment, Health, and Safety in our full <a href="#">Sustainability Report</a> published in 2023.
Fatality rate	RT-IG-320a.1	Rate	0	
Near miss frequency rate (NMFR)	RT-IG-320a.1	Rate	2.83	
<b>Fuel Economy and Emissions in Use-Phase</b>				
Sales-weighted fleet fuel efficiency for medium and heavy-duty vehicles	RT-IG-410a.1	Gallons per 1,000 ton-miles	N/A	Wabtec manufactures non-road equipment (provider of locomotives, value-added, technology-based equipment, systems, and services for the global freight rail and passenger transit industries). For more details on our product portfolio, please refer to our <a href="#">2023 Annual Report</a> , pages 4-5.
Sales-weighted fleet fuel efficiency for non-road equipment	RT-IG-410a.2	Gallons per hour	61.46 gallons per hour	
Sales-weighted fuel efficiency for stationary generators	RT-IG-410a.3	Watts per gallon	N/A	Wabtec manufactures non-road equipment (provider of locomotives and value-added, technology-based equipment, systems, and services for the global freight rail and passenger transit industries). For more details on our product portfolio, please refer to our <a href="#">2023 Annual Report</a> , pages 4-5.



Accounting Metric	SASB Code	Measurement	Performance	Note
Sales-weighted emissions of:				
NOx – Marine diesel engines	RT-IG-410a.4	Grams per kilowatt-hour (g/kWh)	1.87 g/kWh	
NOx – Locomotive diesel engines	RT-IG-410a.4	Grams per kilowatt-hour (g/kWh)	9.18 g/kWh	
NOx – On-road medium and heavy-duty engines	RT-IG-410a.4	Grams per kilowatt-hour (g/kWh)	N/A	Metrics on sales-weighted emissions of NOx and PM of on-road medium and heavy-duty engines and other non-road diesel engines are omitted due to lack of applicability.
NOx – Other non-road diesel engines	RT-IG-410a.4	Grams per kilowatt-hour (g/kWh)		
PM – Marine diesel engines	RT-IG-410a.4	Grams per kilowatt-hour (g/kWh)	0.02 g/kWh	
PM – Locomotive diesel engines	RT-IG-410a.4	Grams per kilowatt-hour (g/kWh)	0.09 g/kWh	
PM – On-road medium and heavy-duty engines	RT-IG-410a.4	Grams per kilowatt-hour (g/kWh)	N/A	Metrics on sales-weighted emissions of NOx and PM of on-road medium and heavy-duty engines and other non-road diesel engines are omitted due to lack of applicability.
PM – Other non-road diesel engines	RT-IG-410a.4	Grams per kilowatt-hour (g/kWh)		
<b>Materials Sourcing</b>				
Description of the management of risks associated with the use of critical materials	RT-IG-440a.1	N/A	N/A	Wabtec manufactures a wide range of products that contain certain critical materials such as tantalum and tungsten, but Wabtec does not purchase ore or unrefined materials directly from suppliers. We rely upon third-party suppliers, including certain single-sourced suppliers, for various components for our products. In the event of a shortage or discontinuation of certain raw materials or key inputs, we may experience challenges in sourcing some of our components to meet our production requirements. In 2022, supply chain disruptions have caused component and chip shortages, resulting in an adverse effect on the timing of the Company's revenue generation. In addition, escalation of cost of such minerals as well as disputes with significant suppliers, including disputes regarding pricing or performance, could adversely affect our ability to supply products to our customers and could materially and adversely affect our product sales, financial condition, and results of operations. Wabtec actively focuses on increasing supplier diversity and, where possible, Wabtec implements a multisource strategy. For more information on our risks associated with raw materials, please refer to our <a href="#">2023 Annual Report</a> , page 20, and our <a href="#">Conflict Minerals Report</a> .



Accounting Metric	SASB Code	Measurement	Performance	Note
<b>Remanufacturing Design and Services</b>				
Revenue from remanufactured products and remanufacturing services	RT-IG-440b.1	Reporting currency	N/A	Wabtec supports the circular economy through our remanufacturing programs. Modernizing end-of-life locomotives and engines extends product lifetime and provides a more efficient, upgraded solution for our customers. Wabtec does not separately report revenue from these services. For more information, please refer to the Modernizations and Remanufacturing section of our full <a href="#">Sustainability Report</a> published in 2023.
<b>Active Metric</b>				
Number of units produced by product category	RT-IG-000.A	Number of engines/power generating equipment	1,683	For more information on our business segments and products, please refer to our <a href="#">2023 Annual Report</a> , pages 4-5.
Number of employees	RT-IG-000.B	Number	29,000 (as of 12/31/2023 and excluding contingent workers)	For more information on our approach to talent attraction, retention, and engagement, please refer to our <a href="#">2023 Annual Report</a> , pages 11-12.





# ESG Policy & Program Reference

The following tables list Wabtec's environmental, social, and governance policies, along with links to the relevant sections of Wabtec's full Sustainability Report published in 2023, which provide detailed information on our ESG programs for easy reference and further details.

Policy	Program Reference	2023 Sustainability Report
<a href="#">Advocacy Approach</a>	Climate Action	<a href="#">Pages 32-35</a>
<a href="#">Code of Conduct and Business Ethics</a>	Corporate Governance	<a href="#">Pages 58-59</a>
<a href="#">Corporate Governance Guidelines</a>	Cybersecurity and Data Privacy	<a href="#">Page 64</a>
<a href="#">EHS Policy</a>	Environmental, Health, and Safety	<a href="#">Pages 39-41</a>
<a href="#">Human Rights Policy</a>	Ethics and Compliance	<a href="#">Pages 62-63</a>
<a href="#">Labor Relations / Collective Bargaining</a>	People and Community Engagement & Employee Resource Groups	<a href="#">Pages 44-52, 55</a>
<a href="#">Modern Slavery &amp; Human Rights Statement</a>	Product Safety	<a href="#">Pages 28-29</a>
<a href="#">Policy with Respect to Related Party Transactions</a>	Responsible Sourcing	<a href="#">Pages 37-38</a>
<a href="#">Responsible Minerals Policy</a>	Risk Management	<a href="#">Pages 60-61</a>
<a href="#">Supplier Code of Conduct</a>	Sustainable Products	<a href="#">Pages 21-26</a>
	Waste Management	<a href="#">Pages 35-36</a>
	Water Optimization	<a href="#">Page 35</a>



## Wabtec Corporation

WabtecCorp.com

30 Isabella Street  
Pittsburgh, PA 15212  
USA

### Forward-Looking Statements

This document contains forward-looking statements, which concern future circumstances and results and other statements that are not historical facts. Forward-looking statements are sometimes identified by the words "believe," "commit," "continue," "could," "endeavor," "estimate," "expect," "goal," "may," "potential," "predict," "seek," "target," "will," or other similar words or expressions. Forward-looking statements include, but are not limited to, our strategies for addressing climate-related impacts and their potential effectiveness, our strategies and execution against our ESG goals, our ability to effectively develop the new technologies and product offerings discussed in this report and the timeframe for doing so, and anticipated trends for customer priorities and demand. These forward-looking statements are based on current expectations and reflect assumptions about the future. Accordingly, forward-looking statements are subject to risks, uncertainties, and assumptions. Should one or more of these risks or uncertainties materialize, or should underlying assumptions prove incorrect, actual results may vary materially from those indicated or anticipated by such forward-looking statements. Factors that could cause actual results to differ materially from such commitments, targets, objectives, plans, estimates, or expectations include, among others, (1) Wabtec's ability to implement its strategic plans, product and technology development objectives, and efficiency targets; (2) changes in the legal and regulatory environment, including with respect to EHS and climate change matters, and changes in governmental policies relating to such issues; (3) changes in general economic, political, and/or industry specific conditions, including increases in competition, changes in freight or passenger rail traffic, changes in customer priorities and demand, or advances in technology by competitors; (4) acquisition and investment-related risks, including risks associated with past acquisitions and our increased presence in emerging markets; (5) ability to attract, hire, and retain key personnel in line with our strategic ESG priorities; (6) changes in the expected timing of projects or initiatives related to our ESG goals; (7) increases in operational and compliance costs, including additional costs related to the implementation of ESG initiatives; (8) the effects and costs of actions by third parties, including government agencies; (9) negative perceptions among parties regarding our environmental, social, or sustainability projects, or controversies involving the environmental, social or sustainability impact of our business or industry; and (10) other risks and uncertainties, including those detailed from time-to-time in Wabtec's reports filed with the Securities and Exchange Commission (SEC), or risks that we may not currently consider significant.

The foregoing list of important factors is not exclusive. Any forward-looking statements speak only as of the date of this report. Wabtec does not undertake any obligation to update any forward-looking statements, whether as a result of new information or developments, changes in the assumptions on which they were based, future events or otherwise, except as required by law. Readers are cautioned not to place undue reliance on any of these forward-looking statements.

Information in this document should not be considered as part of, and is not incorporated by reference into, any registration statement, prospectus, offering memorandum, or other financing related document or other regulatory reports of Wabtec.